



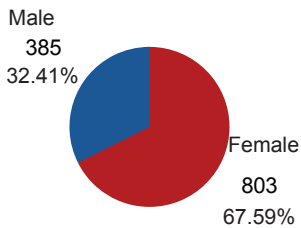
JACKSONVILLE STATE UNIVERSITY

New Student Survey Quick Facts 2011-2012

Respondent Snapshot

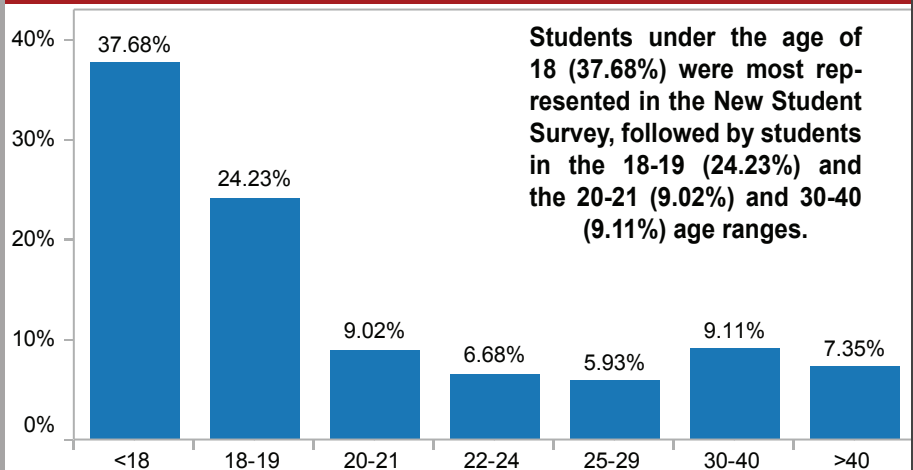
1205 responses were collected between
July 2011 - July 2012

Gender of Respondents



67.59% of respondents were female students.

Age of Respondents

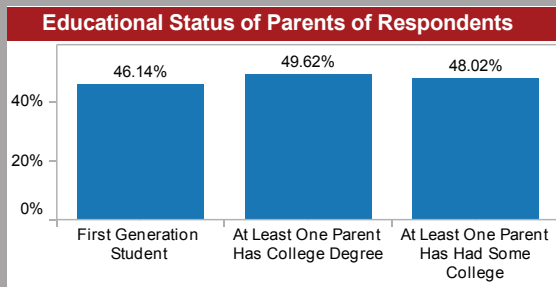


Ethnicity of Respondents

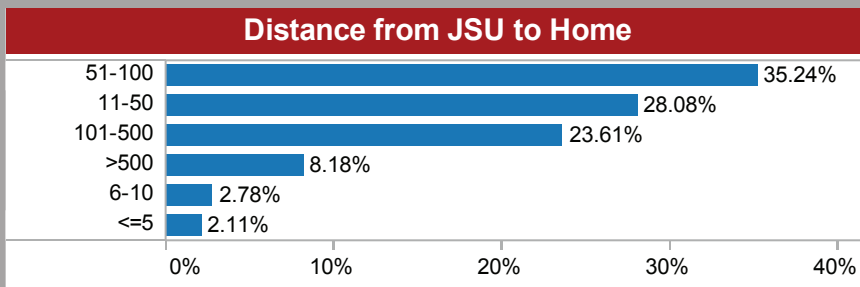
	N	%
Native Hawaiian or Other Pacific Islander	2	0.17%
Asian	4	0.33%
American Indian or Alaska Native	8	0.67%
Hispanic or Latino	18	1.51%
Multi-racial	27	2.26%
Black or African American, not of Hispanic Origin	365	30.52%
White, not of Hispanic Origin	772	64.55%
Grand Total	1,196	100.00%

Total number of respondents is 1205.
Some did not respond to this question.

Background: 46.14% of the respondents were FIRST GENERATION students.



** Table derived from combined data based on the education of Mother and Father separately. Does not equal 100%



35.24% of the students responding to this question lived between 51 and 100 miles from JSU.

Funding Sources Utilized:

More of the students surveyed relied on their family and themselves as the means by which they pay for their first year of education.

Grant Type	Percentage
Pell Grant	55.78%
Alabama state Grant	37.08%
Supplemental Educational Opportunity Grant (SEOG)	30.44%
Other private grant	30.42%

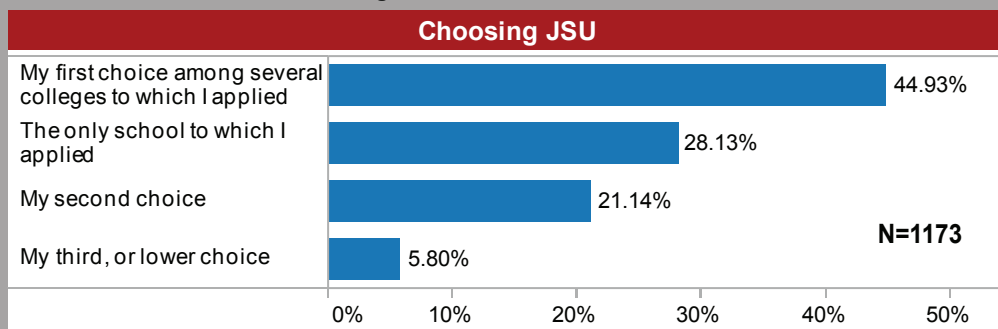
Funding Source	Percentage
From Family and Self (parent, relatives or friends)	72.13%
Other savings	54.87%
Part-time off campus job	51.61%
Savings from summer work	49.38%
Part-time campus job (work-study)	41.12%
Full-time job while in school	33.21%
Spouse	13.73%

Scholarship Type	Percentage
Other Scholarships	55.98%
Leadership Scholarships	37.96%
Faculty Scholarships	36.57%
Athletic Scholarships	18.52%
Other government aid (ROTC, veterans benefits, AL National Guard, etc.)	14.91%

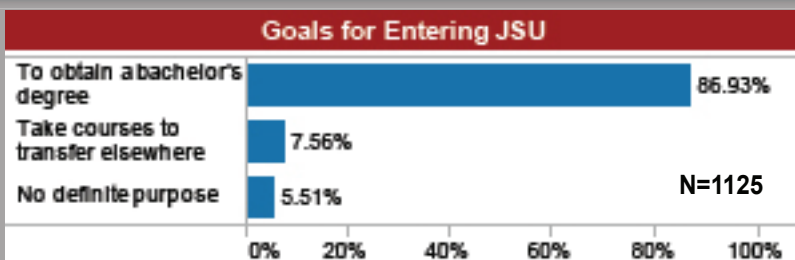
Loan Type	Percentage
Federal Direct Loan	41.51%
Other non-federal loans	24.83%
Parents Loans for Undergraduate students	24.10%
Perkins Loans	21.81%

College Choices and Goals: *To be able to earn more money, to learn more about things that interest me and to gain a general education and appreciation of ideas were important or very important reasons for respondents to attend college.*

44.93% of the students surveyed indicated that JSU was their first choice among schools.



Reason	N	%
To learn more about things that interest me	1,110	95.28%
To be able to earn more money	1,111	95.20%
To gain a general education and appreciation of ideas	1,095	93.75%
To be able to get a better job	1,073	92.02%
To prepare for graduate or professional school	1,049	90.04%
To improve my reading and study skills	951	81.70%
To make me a more cultured person	944	81.10%
My parents wanted me to go	864	73.85%
I wanted to get away from home	428	37.12%
I could not find a job	286	24.80%
There was nothing better to do	93	8.09%



Anticipated Major:

Eleven percent of respondents were unsure of their major at the time they completed the survey. Of those who did pick a major, Nursing (23.36%), Criminal Justice (5.91%), Elementary Education (5.18%), Psychology (4.27%), Pre Health Professional Biology (3.82%), Emergency Management (3.09%), Pre Business (Management) (3.09%), Biology (3.00%) and Computer Science (2.64%) were among the top picks.

Availability of a particular major, JSU's academic reputation and Cost (tuition, fees) were important or very important factors that drove respondents' decision to attend JSU.

Factors Impacting Respondents' Decision in Attending JSU	
Availability of a particular program of study (major)	97.18%
JSU's academic reputation	96.83%
Cost (tuition, fees)	93.28%
Variety of courses offered	93.27%
Availability of financial aid or scholarship	88.17%
Location of JSU	86.17%
Type of community (Jacksonville)	83.00%
Entrance requirements	81.64%
Facilities (labs, classrooms, recreational areas, etc)	76.06%
Social climate and activities at JSU	74.38%
Advice of someone who attended JSU	70.75%
Encouragement of parents or relatives	70.26%
Size of student-body	70.05%
Opportunity for part-time work	68.56%
Availability of on-line courses	64.89%
Type of housing available (dorms, apartments, etc)	61.64%
Contact(s) with JSU representatives	58.03%
Extracurricular activities available (band, drama, intramural sports, etc.)	57.86%
Friends attend, or plan to attend JSU	55.43%
Advice of high school counselor or teachers	55.42%
Reputation of JSU's intercollegiate athletic programs	52.24%
Racial/ethnic make-up of the student-body	47.03%
Male/female ratio of the student-body	44.13%

Percentage of students who rated each item as "Very Important" or "Somewhat Important".

Respondents' Major Sources of Information about JSU	
JSU Website	60.91%
Friends at JSU	50.79%
Parents or relatives	47.03%
JSU brochure	31.50%
High school classmates	30.63%
High school counselors	28.01%
JSU Catalog	26.18%
College Fair or Representative's visit to your school	26.09%
High school teachers	23.21%
Preview Day or Campus Visit	21.20%
Social Media Sites (Facebook, MySpace, Twitter, YouTube, etc.)	10.65%
High school administrators (principal, etc.)	9.16%
Admissions video	7.94%
External College Websites (CollegeBound.net, Collegeboard.com, etc.)	6.81%
TV Ads	3.23%
Ads on Websites (Pandora Radio, Yahoo.com, Google.com)	2.53%
Magazine, Newspaper Ads.	2.01%
Publications, such as US News & World Report, Barons, Peterson's and the College Board's guides to colleges	1.66%
Magazine, Newspaper Articles	1.57%
Blogs	1.13%
College Portrait of undergraduate education by Voluntary System of Accountability	0.96%
Radio Ads	0.87%
Movie Theater Ads.	0.44%

Percentage of students who answered "Yes" to the source of learning about JSU.

Self Rating and Expectations:

Compared to other people of their age, most of the respondents rated themselves above average or in the top 10 percent in *Drive to Achieve, Cooperativeness, Understanding of Others and Leadership Ability.*

Hours Per Week Respondents Expected to Spend Working		
	N	%
About 20 hours	270	24.41%
About 15 hours	215	19.44%
More than 30 hours a week	192	17.36%
About 10 hours or less	157	14.20%
None	155	14.01%
About 30 hours	117	10.58%

24.41 % of respondents expected to work about 20 hours per week for pay and 192 (17.36%) anticipated they would work more than 30 hours per week.

Respondents' Self Rating Compared To Other People Their Age	
	%
Drive to achieve	83.74%
Cooperativeness	80.47%
Understanding of others	73.66%
Leadership ability	67.18%
Academic ability	66.12%
Self-confidence (intellectual)	64.18%
Emotional health	64.03%
Competitiveness	58.52%
Physical health	58.12%
Self-confidence (social)	57.60%
Writing ability	50.32%
Computer skills	47.03%
Popularity	40.77%
Popularity with the opposite sex	38.68%
Mathematical ability	38.30%
Public speaking ability	35.86%
Artistic ability	31.78%

Hours Per Week Respondents Expected to Spend on School Work		
	N	%
About 40 hours a week	343	30.98%
About 30 hours a week	324	29.27%
About 20 hours a week	216	19.51%
About 50 hours a week or more	170	15.36%
Less than 20 hours a week	54	4.88%

Preferred Forms of Academic Assistance		
	N	%
One-on-one tutoring	691	60.30%
Group tutoring	361	31.50%
Structured study sessions	330	28.80%
Computer-assisted exercise	288	25.13%

Respondents indicated that they expected to have a very good or good chance to be satisfied with JSU, find a good job after college in the field for which they trained, make at least a B average, earn a bachelor's degree, and graduate with honors during college. They expected to have almost no chance to drop out of JSU permanently, drop out temporarily, fail one or more courses or seek counseling for personal problems.

The majority of respondents (60.30%) rated one-on-one tutoring as their preferred form of academic assistance.

Respondents Answered That Their Chances Were Good or Very Good That They Would . . .		
	%	N
Be satisfied with JSU	97.33%	1,057
Find a good job after college in the field for which you were trained	96.40%	1,044
Make at least a "B" average	93.84%	1,021
Get a bachelor's degree (BA, BS, etc)	88.52%	956
Graduate with honors	79.01%	862

Office of Planning and Research
Jacksonville State University

203 Bibb Graves Hall, 700 Pelham Road North, Jacksonville, AL 36265
Phone (256) 782-8144 www.jsu.edu/oira email: oira@jsu.edu